

# Reed Switch Rail Mounting Style D-A73C/D-A80C

CE For details about certified products conforming to international standards, visit us at [www.smcworld.com](http://www.smcworld.com).

## Connector



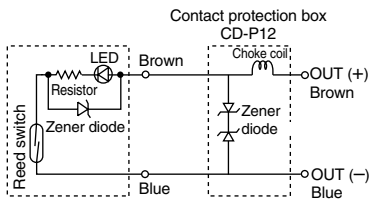
## Caution

### Precautions

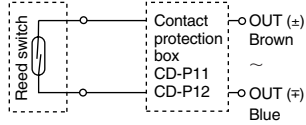
1. Confirm that the connector is appropriately tightened. If tightened insufficiently, the waterproof performance will deteriorate.
2. Refer to page 6-16-63 for the details.

## Auto Switch Internal Circuit

### D-A73C



### D-A80C



Note 1) Operating load is an induction load.  
Note 2) Wiring to the load is 5 m or longer.  
Use the contact protection box in any of the above listed situations. The contact point life may decrease. (Refer to page 6-16-7 for contact protection box.)

## Auto Switch Specifications

PLC: Abbreviation of Programmable Logic Controller

D-A73C (With indicator light)	
Auto switch model	<b>D-A73C</b>
Applicable load	Relay, PLC
Load voltage	24 VDC
Load current range	5 to 40 mA
Contact protection circuit <sup>(4)</sup>	None
Internal voltage drop	2.4 V or less
Indicator light	Red LED lights when ON.
D-A80C (Without indicator light)	
Auto switch model	<b>D-A80C</b>
Applicable load	Relay, IC circuit, PLC
Load voltage	24 V <sup>AC</sup> <sub>DC</sub>
Maximum load current	50 mA
Contact protection circuit	None
Internal resistance	1 Ω or less (Including lead wire length of 3 m)

• Lead wire — Oil resistant vinyl heavy-duty cord,  $\phi 3.4$ , 0.2 mm<sup>2</sup>, 2 cores (Brown, Blue), 0.5 m

Note 1) Regarding the common specifications of the reed switches, refer to page 6-16-7.

Note 2) Regarding the lead wire length, refer to page 6-16-7.

Note 3) Lead wire with connector may be shipped with switch.

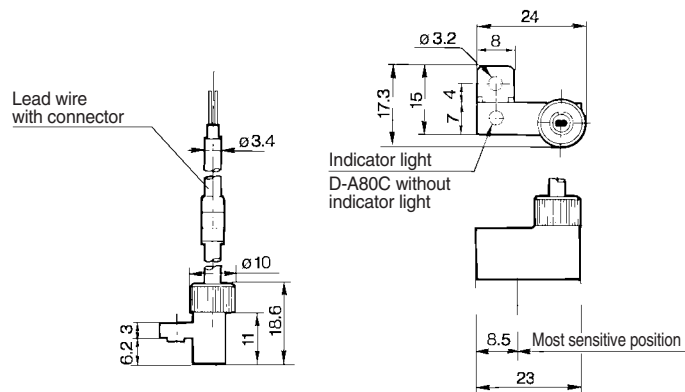
Note 4) Under 5 mA, the strength of the indicator light is poor. In some cases, visibility of the indicator light will not be possible where the output signal is less than 2.5 mA. However, there is no problem in terms of contact output, when an output signal exceeds 1 mA or more.

## Weight

Auto switch model	<b>D-A73C</b>		<b>D-A80C</b>	
Lead wire length (m)	0.5	12	12	
	3	54	54	
	5	84	84	

(g)

## Dimensions



CJ1

CJP

CJ2

CM2

CG1

MB

MB1

CA2

CS1

C76

C85

C95

CP95

NCM

NCA

D-

-X

20-

Data